

[Download](#)

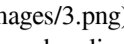
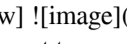
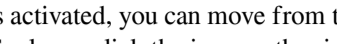
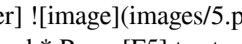
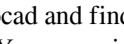
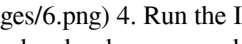
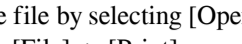

AutoCAD Crack + License Key [32/64bit]

AutoCAD Download With Full Crack is one of the most widely used CAD software applications in the world, available on various platforms and used by both professionals and hobbyists to design and create 2D and 3D objects. The most recent version of AutoCAD is AutoCAD 2016 (Release 16), available in both 32- and 64-bit editions for the Windows, Macintosh, and Linux platforms. History AutoCAD development began at a time when desktop graphics were barely present in home computers. The first version of AutoCAD was introduced in 1982 as a desktop application that used to create 2D and 3D drawings on plotter graphics terminals. The first version of AutoCAD was priced at US\$14,000. After its initial release in 1982, a new version of AutoCAD was released every year. Some of the most significant updates include new features, enhancements, and enhancements to existing features in AutoCAD. AutoCAD 2016 features There have been many updates and upgrades to AutoCAD over the years. The latest AutoCAD 2016 version includes a number of major updates and enhancements to the product. Design guidelines As a commercial software application, AutoCAD has undergone extensive testing and has been thoroughly evaluated for its usability, accuracy, and functionality. AutoCAD has set a bar for itself that has enabled it to stay at the forefront of CAD application development. In the following sections, you will learn about AutoCAD, its history, and its features. Exploring AutoCAD AutoCAD's menu system is similar to most other desktop software applications. The main menu is found at the top left of the user interface. Figure 1-2 shows the main menu of AutoCAD. Figure 1-2. The main menu of AutoCAD You can use the menu bar to go to other menus. If you wish to use the Search menu to find a feature in the product, for example, you can do this by typing its name in the Search box and pressing Enter. The Show menu contains the following submenus: Document, which provides several features to create new and edit existing documents Graphical Layout, which provides features to create and modify AutoCAD drawings , which provides features to create and modify AutoCAD drawings Layout, which provides features for editing drawings created with AutoCAD's Graphical

AutoCAD Crack Keygen Full Version Free [Latest 2022]

Usage AutoCAD Crack For Windows 2010 used a graphical user interface (GUI), with a ribbon-based interface with a tabbed main workspace. This allowed for a simplified design environment, by providing a design workspace to hold drawings, annotations, dimension properties, etc. 3D Design: uses 3D modeling to produce interactive model-based views (MBS) and exploded views. 2D Design: uses 2D drawing tools to produce 2D drawings, 2D prints, and other 2D objects. M&E: provides data-intensive M&E (measurement and inspection) capabilities, combining a CAD environment with the mechanical simulation and 3D visualisation capabilities of structural engineering and civil engineering software. General purpose: provides additional and specialized drawing tools such as charting, annotation, and reporting. 3D: adds capabilities for three-dimensional model based design to AutoCAD for this feature is no longer included in the release of AutoCAD Multiuser: allows multiple users to concurrently access AutoCAD and access and modify existing drawings. This is a common configuration in architectural design projects, but also used in general drafting, design, and fabrication. Legacy: provides compatibility with AutoCAD LT, V2 and V3. AutoCAD is available to both Macintosh and Windows users. The latest release of AutoCAD for Windows (AutoCAD 2014, released in 2015) supports the new Windows OS features introduced in Windows 8. This means that users can expect certain features to become available on the new platform. One of the new features that is only available on Windows 8 is the ability to draw polylines and polylines with 3D modeling tools, which is also new on AutoCAD 2014. In AutoCAD LT, the ability to draw polylines and polylines with 3D modeling tools is still an optional feature, although it has been included since AutoCAD LT 2009. Users can also purchase AutoCAD as an online service via the Autodesk Exchange Apps. Autodesk Exchange Apps are available for Windows, Mac, and iPad. AutoCAD LT supports one user. It is similar to AutoCAD, but it is simpler, easier to learn, and cheaper. In 2000, AutoCAD LT 1.0 was released. This was an improvement to AutoCAD LT that includes enhancements that were not included in the original product. A few of these included: improved functionality for text and dimensioned objects a1d647c40b

AutoCAD With Full Keygen Download

* Open the Autocad Program  * Select [Open command window]  * If this window is activated, you can move from the web page. * Select [File] then [Open folder]  * Open the folder for your Autocad and find the [IDT.exe] file.  4. Run the IDT.exe file * Open the file by selecting [Open command window]  * Select the.exe file from the folder you opened earlier  * If you want to run the IDT file using the Windows Explorer, click the icon on the right side  5. Start Autocad * Press [F5] to start Autocad  You can print the following after the 'IDT' window has been opened * If you use the option [File] -> [Print], press [P] to open the menu * If you use the option [File] -> [Save] then you can use the menu to save to the folder you are in ## I have installed Autocad but cannot find it. There are a few issues that could cause this to happen.

What's New in the AutoCAD?

You can use the Markup Assist feature to import other page layouts to your drawings, such as business cards, mail merge, or handwriting. After import, you can modify text directly, without having to fill out edit boxes or specify editing options. For more information, see the new AutoCAD Help on "Rapid Markup". You can now import other page layouts, such as business cards, mail merge, or handwriting. After import, you can modify text directly, without having to fill out edit boxes or specify editing options. For more information, see the new AutoCAD Help on "Rapid Markup".

Create and Edit Objects: Create objects that have a consistent shape for repeatable object placement. Create common shapes with shape templates. Choose from hundreds of preconfigured shapes and add custom shape elements. Drag and drop elements to create new, customizable shapes. Create objects that have a consistent shape for repeatable object placement. Create common shapes with shape templates. Choose from hundreds of preconfigured shapes and add custom shape elements. Drag and drop elements to create new, customizable shapes. Make editing your drawings as easy as drag-and-drop. No more complicated options menus. Choose where to place your object, resize the object, modify its attributes, add child elements, delete elements, or even make a duplicate of your object. Use new templates to create custom shapes quickly. No more complicated options menus. Create custom shapes with a few clicks and easily modify objects that use these new templates. Templates work the same way they always have, but you can now customize them to suit your workflow.

Extended Blocks, Trusses, and Shapes: Extended Blocks: Extended blocks now work the same way they always have. The new options are under the Block Definition menu. Extended blocks now work the

System Requirements:

- Minimum specification OS: Windows 7 or higher Processor: Intel Core 2 Quad (E5400, E8400) or AMD Phenom II X4 (955 or 965) Memory: 2GB RAM Graphics: Intel HD Graphics 4000 (Intel 320), AMD Radeon HD 7850 (1024 MB) DirectX: Version 11 Network: Broadband Internet connection Sound Card: DirectX compatible Recommended specification Processor: Intel Core i5-